

**1Q22 Total Revenue**  
**\$447M**

12.4% YoY decline (up 3.0% YoY excluding impact of ECS and non-strategic DWS contracts exited in 2021)

**1Q22 Non-GAAP Operating Margin**  
**(3.2)%**

1330 bps YoY decline

The revenue decline had a flow-through impact to profitability, with the lighter ECS renewal schedule being the primary driver

**1Q22 Adj. EBITDA Margin**  
**7.7%**

1070 bps YoY decline

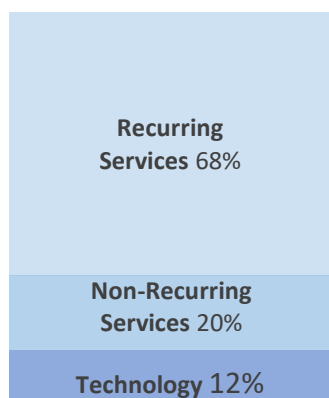
**Annual Contract Value ("ACV"):**  
Up 43% YoY

**Backlog:**  
**\$2.9B**

versus \$3.0B as of YE21

### 1Q22 Revenue by Type

#### % Revenue



### Progress on Strategic Priorities

- Clients and prospects responding positively to expanded and enhanced solution portfolio
  - YoY growth in ACV and pipeline of 43% and 31%, respectively
- 1Q22 financial results impacted by anticipated license renewal timing and exiting non-strategic DWS contracts in 2021
  - Excluding the impact of ECS and these DWS contracts, revenue grew 3.0% YoY
- Marketing and sales efforts underway expected to further increase awareness and differentiation
  - Expanding 3rd-party advisor/industry analyst team & direct and indirect sales teams to generate advocacy and new clients, accelerate market penetration and grow ACV & pipeline

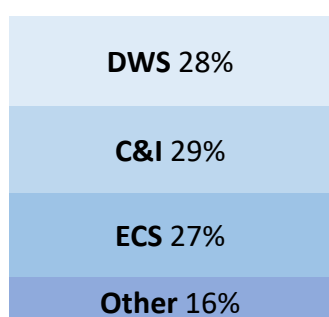
#### 1Q22 Free Cash

##### Flow:

\$(52)M  
+\$19M YoY

### 1Q22 Segment Revenue

#### % Revenue



#### DWS

**\$124.8M**

-12.7% YoY

-10.4 YoY in cc

Excluding \$26M impact of non-strategic contracts exited in 2021, DWS revenue grew 6.9% YoY

#### C&I

**\$129.1M**

+7.0% YoY

+8.9% YoY in cc

Driven by cloud revenue growth of 43% YoY

#### ECS

**\$120.6M**

-28.8% YoY

-27.8% YoY in cc

Impacted by lighter ECS license renewal schedule as anticipated

#### Other

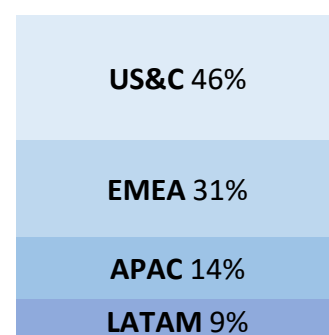
**\$72.2M**

-6.1% YoY

-1.4% YoY in cc

### 1Q22 Regional Revenue

#### % Revenue



#### US&C

**\$205.7M**

-15.1% YoY

-15.1% YoY in cc

#### EMEA

**\$137.7M**

-11.1% YoY

-6.5% YoY in cc

#### APAC

**\$64.8M**

-6.0% YoY

-1.4% YoY in cc

#### LATAM

**\$38.5M**

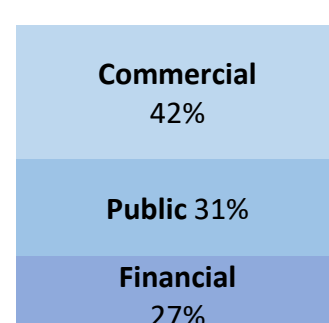
-11.4% YoY

-9.5% YoY in cc

DWS non-strategic contract exits and lighter ECS renewal schedule were also the key revenue drivers on a regional basis

### 1Q22 Sector Revenue

#### % Revenue



#### Commercial

**\$187.4M**

+2.8% YoY

+5.8% YoY in cc

#### Public

**\$140.1M**

-29.2% YoY

-27.6% YoY in cc

#### Financial

**\$119.2M**

-7.9% YoY

-6.2% YoY in cc

DWS non-strategic contract exits and lighter ECS renewal schedule were also the key revenue drivers on a sector basis